

B727-200 - HP-1939UCG



Paint Scheme Specification

Prepared for:

UniWorld

October 25, 2022

Revision 1: August 31, 2022

Updated sizing and placement of UniWorld logo

Revision 2: October 4, 2022

Dimensions of logo adjusted.

Revision 3: October 11, 2022

Adjusted Wing, Elevator, and Horizontal Stabilizer Colors

Revision 4: October 25, 2022

Changed the door band for the Cargo Door, and added "Baby Rocket"

All dimensions used are only a guide.
Paint shop to determine final
dimensions during the paint scheme
layout.

**COPYRIGHT © 2022 by Scheme
Designers, Inc. - These drawings and
paint schemes may only be used for
the aircraft shown. Drawings and
specifications shall be returned to the
owner after the aircraft painting is
complete. Reproduction of this
scheme on another aircraft requires
written permission of Scheme
Designers, Inc.**

Aircraft Length Used: 46.68m

www.schemedesigners.com

80 Broadway, Second Floor

Cresskill, NJ 07626, USA

201-569-7785






craig@schemedesigners.com

**SCHEME
DESIGNERS**

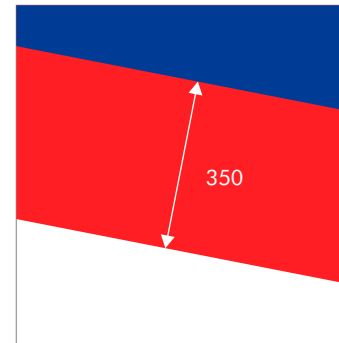
Perfecting Paint Schemes Since 1997

Final Specifications Page 1

Color Selection to be provided:

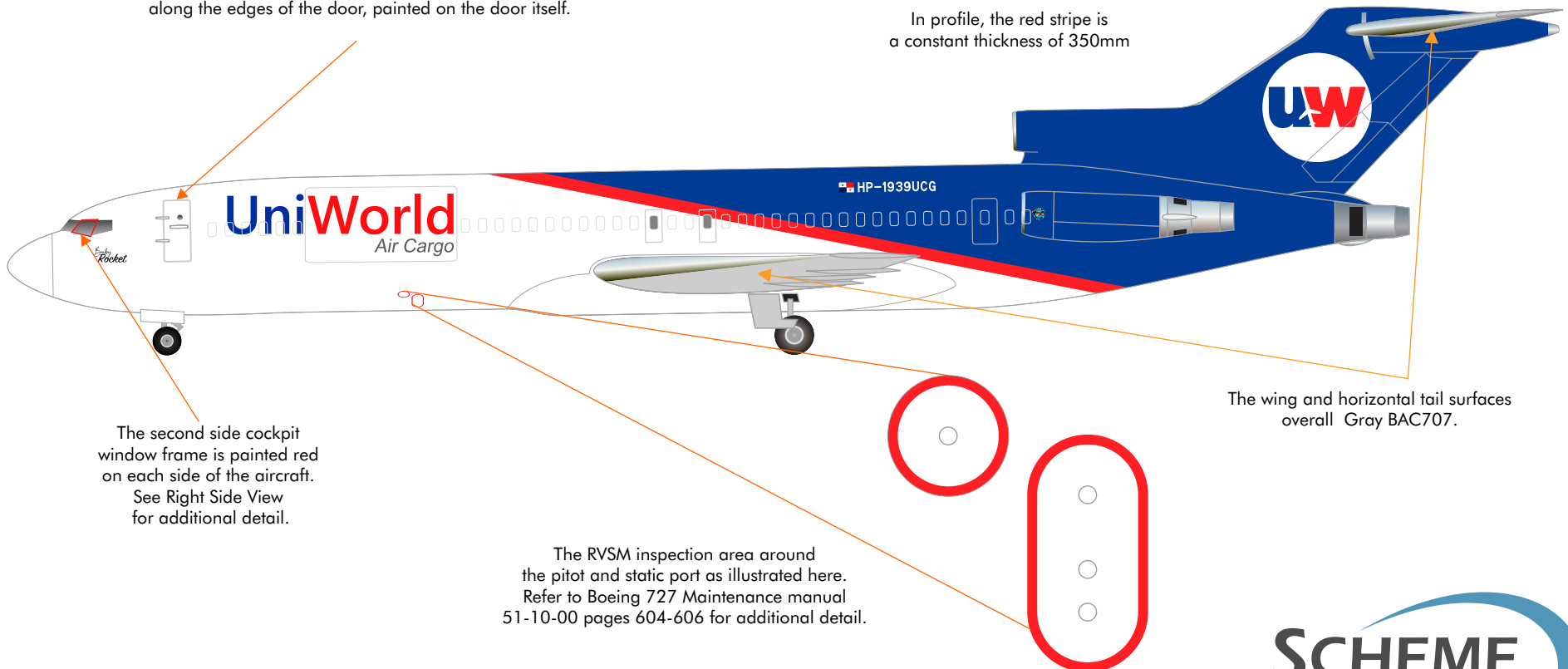
	White:
	Blue:
	Red:
	Gray:
	Door Band/Wings/Horizontal Tail Gray BAC707

The forward cabin door has a 50mm wide gray band along the edges of the door, painted on the door itself.



In profile, the red stripe is a constant thickness of 350mm

NOTE:
Wings and Horizontal Tail surfaces are overall white.



The second side cockpit window frame is painted red on each side of the aircraft. See Right Side View for additional detail.

The RVSM inspection area around the pitot and static port as illustrated here. Refer to Boeing 727 Maintenance manual 51-10-00 pages 604-606 for additional detail.

The wing and horizontal tail surfaces overall Gray BAC707.

B727-200 - HP-1939UCG
UniWorld Air Cargo
Final Paint Scheme Design

Scheme Designers, Inc.
+1.201.569.7785
www.schemedesigners.com
Copyright © 2022 by Scheme Designers, Inc.



NOTE:

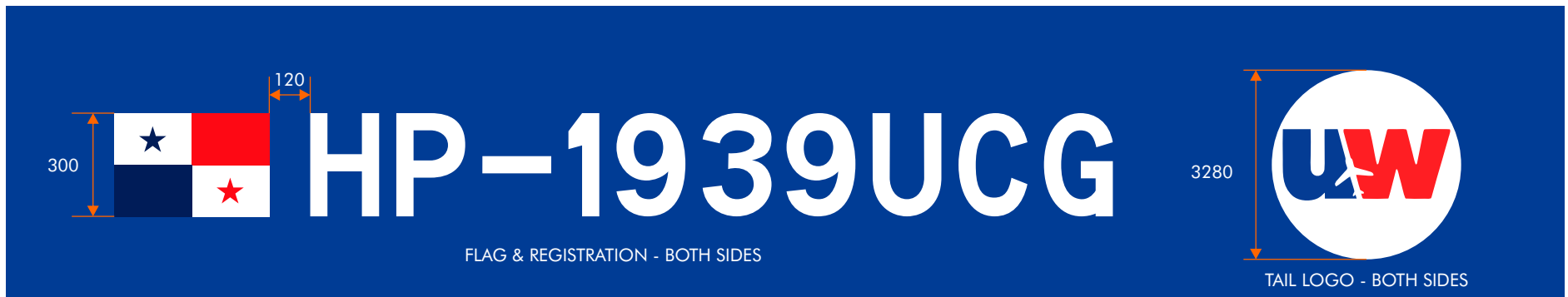
The design on the right side
of the aircraft is the mirror image
of that on the left side.
Templates should be used to facilitate
the layout from one side to the other.
Similar dimensions apply.



B727-200 - HP-1939UCG
UniWorld Air Cargo
Right Side View



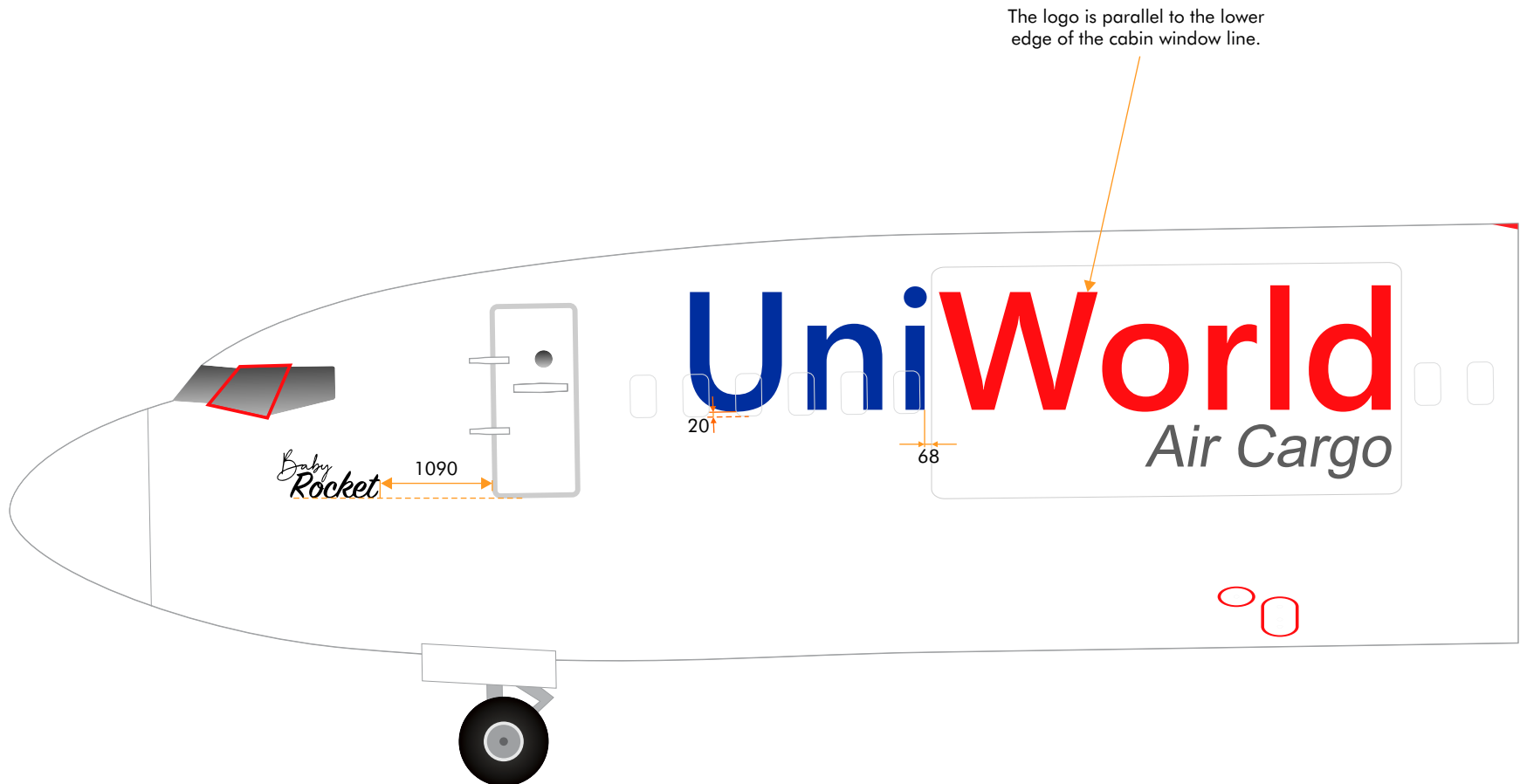

UNIWORLD LOGO – BOTH SIDES



FRONT LOGO - BOTH SIDES



ENGINE LOGO - BOTH SIDES




B727-200 - HP-1939UCG
UniWorld Air Cargo
Nose

Scheme Designers, Inc.
+1.201.569.7785
www.schemedesigners.com
Copyright © 2022 by Scheme Designers, Inc.



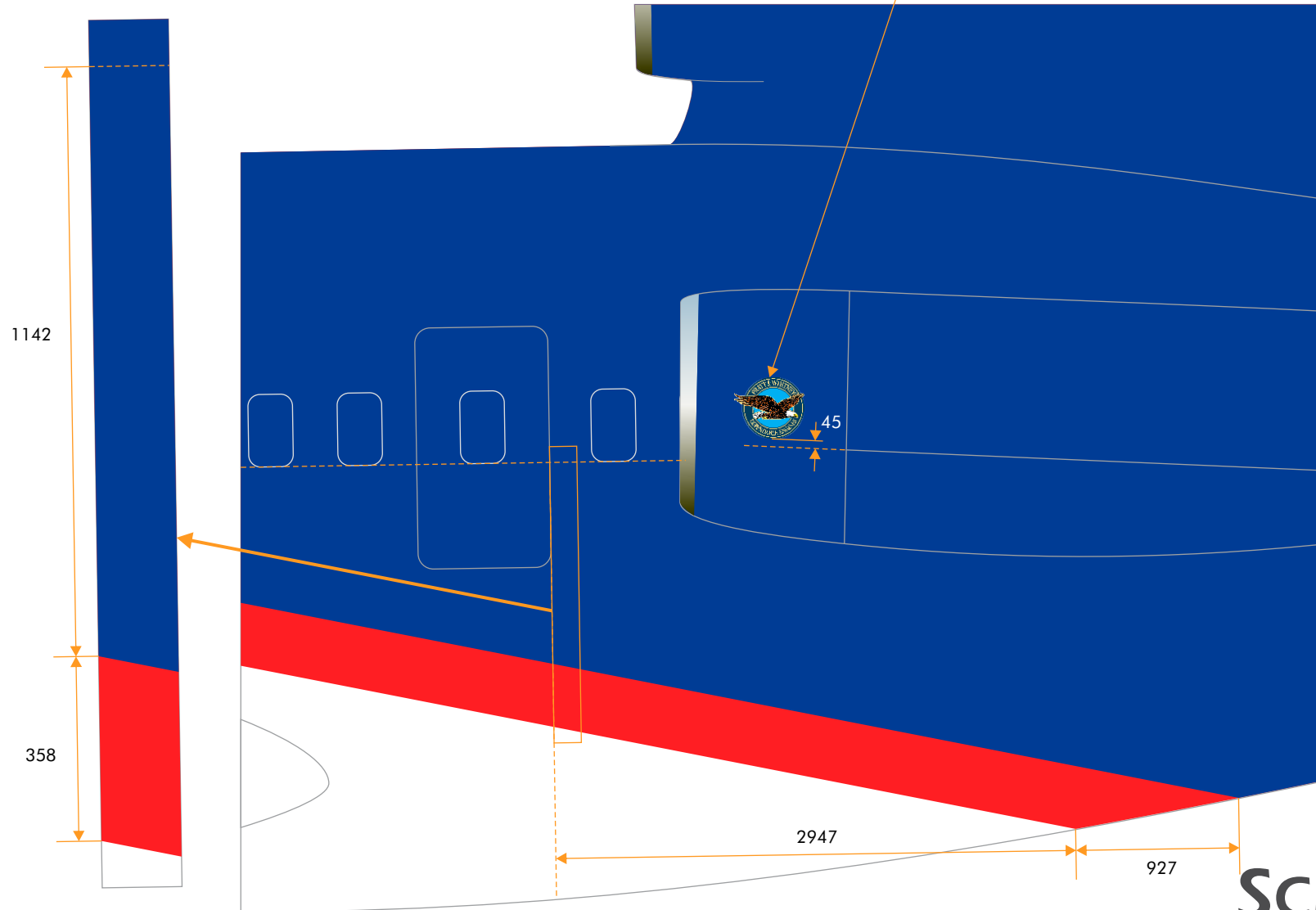

Final Specifications Page 5



B727-200 - HP-1939UCG
UniWorld Air Cargo
Mid-Fuselage


Scheme Designers, Inc.
+1.201.569.7785
www.schemedesigners.com
Copyright © 2022 by Scheme Designers, Inc.





B727-200 - HP-1939UCG
UniWorld Air Cargo
Rear Fuselage

Final Specifications Page 7



B727-200 - HP-1939UCG
UniWorld Air Cargo
Tail

Scheme Designers, Inc.
+1.201.569.7785
www.schemedesigners.com
Copyright © 2022 by Scheme Designers, Inc.



Specification Notes

Dimensions:

Dimensions are in millimeters, unless otherwise specified.

When dimensions are specified with the word "from," it implies the perpendicular distance from where it is measured. For example, "The black stripe starts at a point 1mm **from** the edge of the red stripe" implies that the measurement to the starting point of the black stripe is measured **perpendicular to** the edge of the red stripe.

If a vertical distance is being specified, it will be specified as "**below**" or "**above**" the element from where the measurement is being taken. For example, "The black stripe starts at a point 1mm **below** the edge of the red stripe" implies that the measurement to the starting point of the black stripe is measured **vertically** from the red stripe. Similarly, a **horizontal** measurement (parallel to the ground line) will be specified as "**forward of**" or "**aft of**" a particular reference.

Colors:

Colors are referred to throughout the document by a shortened name. For example, an Acry Glo Black Velvet Metallic color is simply referred to as black. The reference to the actual color against the shortened name is provided on Page 1 of the specifications.

If a different paint type is being used to that specified on page 1, contact Scheme Designers, Inc. directly to determine an appropriate color match in the brand of paint being used.

If there is any reason to suspect an error in a color specification, either in the color name or part number, please contact Scheme Designers, Inc. immediately to verify the color specification.

Paint Masks and Vinyl Decals

The specifications indicate where paint masks and/or vinyl decals are required.

These may be provided by Scheme Designers, Inc., by other paint masks/vinyl decal manufacturers or made internally by the paint shop.

If they are to be ordered from Scheme Designers, Inc.:

Contact Craig Barnett at Scheme Designers to Order.

Phone: 201-569-7785

E-mail: Craig@schemedesigners.com

If they are ordered from an alternate source, or made internally:

The drawings in the specifications PDF file are scalable. Extract elements to be paint masked or made into a vinyl decal, scale them to the dimensions indicated in the specifications and proceed to cut. Alternately, the overall length of the aircraft is provided on the cover page. The full drawing of the aircraft can be extracted from the PDF file, enlarged to the overall length provided, and then elements to be paint masked or made into decal can be extracted and cut.

Questions/Errors

While we strive to be as accurate as possible, errors may occur in specifications text or dimensions, or text may be unclear. If an error is found or suspected, or if any item in these specifications is not clearly understood, please call or e-mail Craig at Scheme Designers immediately to resolve the issue or to obtain an explanation.

Alternately, if additional dimensions are required for any purpose, Scheme Designers, Inc. can generally provide those immediately by telephone or e-mail.



B727-200
UniWorld
HP-1939UCG

**SCHEME
DESIGNERS**

Perfecting Paint Schemes Since 1997

Scheme Designers, Inc.
+1.201.569.7785

www.schemedesigners.com

Copyright © 2022 by Scheme Designers, Inc.